



District Report Card: 2017


State: Arunachal Pradesh	District: Upper Siang
Class: 8	Subject: Science
Schools: 22	Students: 385


Participation/Coverage


Students

<div>GENDER</div> <div></div>	Boys				Girls			
	Number		%		Number		%	
	153		39.74		232		60.26	

<div>AREA</div> <div></div>	Rural				Urban			
	Number		%		Number		%	
	253		65.71		132		34.29	

<div>CATEGORY</div> <div></div>	SC		ST		OBC		GEN	
	Number	%	Number	%	Number	%	Number	%
	7	1.82	337	87.53	15	3.90	26	6.75

<div>CWSN</div> <div></div>	LD	VI	HI	S&LD	ID	Oth
	2	6	0	3	0	1

<div>Management</div> <div></div>	Government			Government-aided		
	Number		%	Number		%
	361		93.77	24		6.23

Average Performance of Students in Science (%)

Overall	Gender		Area		Management		Social Group			
	Male	Female	Rural	Urban	Govt.	Aided	SC	ST	OBC	GEN
34.22	36.82	32.50	30.20	41.92	32.96	53.06	30.48	33.89	33.33	40.00

Performance on Learning Outcomes (LOs)

Learning Outcomes	Description	Average Performance(%)
SCI703	Classifies materials and organisms based on properties/characteristics	33.57
SCI704	Conducts simple investigation to seek answers to queries	33.28
SCI705	Relates processes and phenomenon with causes	38.62
SCI708	Measures and calculates e.g., temperature; pulse rate; speed of moving objects; time period of a simple pendulum, etc.	28.83
SCI710	Plots and interprets graphs	25.79
SCI711	Constructs models using materials from surroundings and explains their working	25.79
SCI801	Differentiates materials, organism and processes	48.76
SCI804	Relates processes and phenomenon with causes	47.37
SCI805	Explains processes and phenomenon	28.45
SCI807	Measures angles of incidence and reflection, etc.	30.65
SCI811	Applies learning of scientific concepts in day-to-day life	29.07
SCI813	Makes efforts to protect environment	33.51

Range of Performance of Students who Answered Correctly							
Below 30%		30% - 50%		50% - 75%		Above 75%	
Number	%	Number	%	Number	%	Number	%
173	44.94	150	38.96	55	14.29	7	1.82

Lowest Performing Learning Outcomes (LOs)

- 1 - Plots and interprets graphs (25.79)
- 2 - Constructs models using materials from surroundings and explains their working (25.79)
- 3 - Explains processes and phenomenon (28.45)
- 4 - Measures and calculates e.g., temperature; pulse rate; speed of moving objects; time period of a simple pendulum, etc. (28.83)
- 5 - Applies learning of scientific concepts in day-to-day life (29.07)